

TERRA SW TWIN H GROUND SOURCE HEAT PUMP



iNTELLiGENT HEAT PUMPS FROM AUSTRIA

www.idm-energie.com

GROUND SOURCE HEAT PUMP **TERRA SW TWIN H** 13/22 kW

The high-temperature heat pumps from iDM are perfect for use in new construction, smaller sports facilities, guesthouses or residential complexes in which hot water production must be complied due to drinking water regulations. The Terra SW Twin H is also the perfect choice for renovation projects where higher flow temperatures are required.

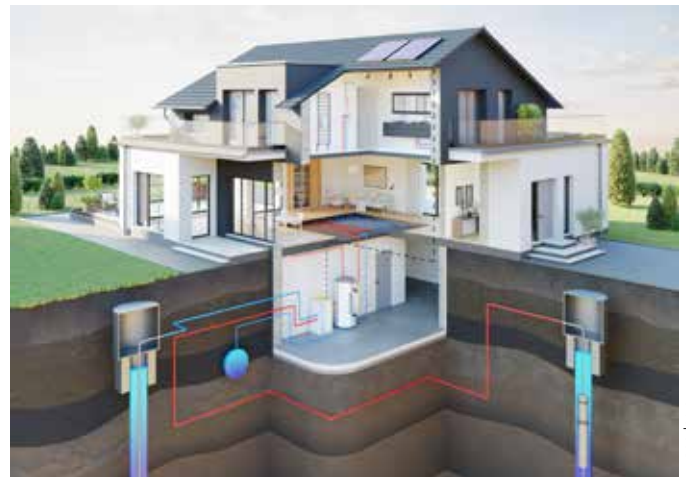
- ◉ High temperature heat pump for high flow/hot water temperatures
- ◉ High COP of 4,58 for low energy consumption
- ◉ Sound Reduction System for silent operation
- ◉ Navigator 2.0 control system to optimise energy consumption and convenience
- ◉ Voice control of the most important functions
- ◉ Research, development and production in Austria



COMFORTING **WARMTH** FROM THE **DEPTHS**



DEEP DRILLING



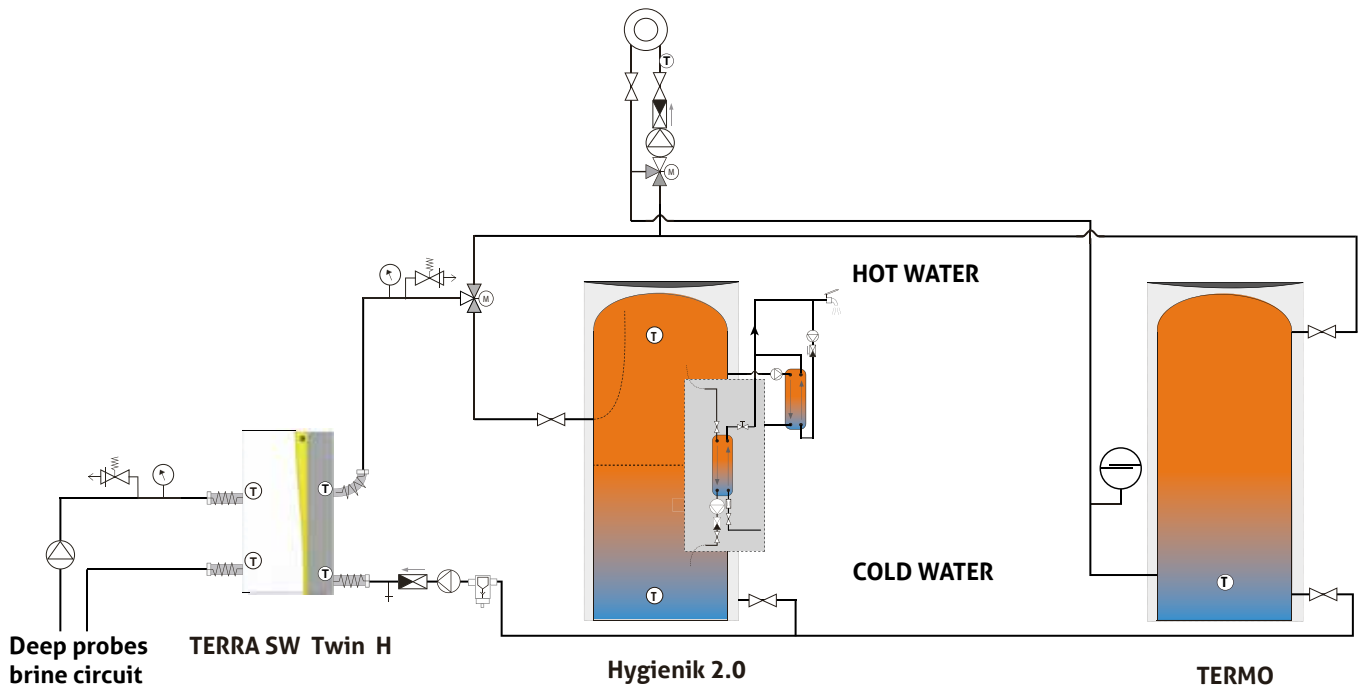
GROUNDWATER

© iDM



TERRA SW TWIN H WITH HYGIENE AND CIRCULATION STATION

iDM heat pumps work cost-saving and efficient with the optimal iDM system equipment for hot water preparation via the hygienic storage tank with fresh water technology. The fresh water technology provides fresh water within seconds. Only heating water is stored, the drinking water is always freshly warmed up. This means microorganisms like legionella and other bacteria do not have a chance. The buffer tank TERMO additionally offers a gentle operating phase during the heating season.



DIE iNTELLIGENT HEAT PUMP



TECHNICAL DATA

TERRA SW Twin H (High temperature)

Type TERRA SW Twin H		Unit	13	22
Energy efficiency class brine ¹⁾		-	A+++/A++	A+++/A++
Regulation		-	Navigator 2.0	
TERRA SW Twin H	Heating output ²⁾	kW	12,31 kW	20,86 kW
Brine circuit heat pump with R134a ³⁾ at B0/W35	Power consumption ²⁾	kW	2,75 kW	4,55 kW
	COP ²⁾	-	4,48	4,58
Energy efficiency class Groundwater ¹⁾		-	A+++/A+++	A+++/A+++
TERRA SW Twin H	Heating output ²⁾	kW	17,01 kW	28,82 kW
Groundwater heating pump with R134a ³⁾ at W10/W35	Power consumption ²⁾	kW	2,95 kW	4,89 kW
	COP ²⁾	-	5,76	5,89
Dimensions (HxWxD)		mm	1263/760/763	
Weight with regulated HGL-Technology		kg	273	293

¹⁾ Energy efficiency class according to EU regulation No. 811/2013 heating, at a flow temperature: 35 °C / 55 °C.

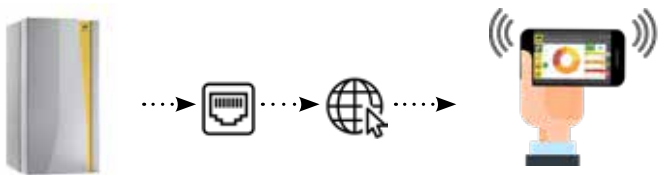
²⁾ According to EN14511 with 5K splay between flow and return.

³⁾ The heat pump contains the F-Gas R410A and is subject to the provisions of F-Gas regulation EU/517/2014.

Simply control - ONLY 3 STEPS to „myiDM.at“

1. Connect the heat pump to the internet.
2. Register at www.myiDM.at
3. Log on heat pump in the system.

You may now access it using your PC or smartphone
- control and access to the heat pump whenever and from wherever you want!



© Picture iDM



© iDM ENERGIESYSTEME GMBH
Seblas 16-18 | A-9971 Matrei in Osttirol
www.idm-energie.com | team@idm-energie.at

03.2024/818751 • iDM product sheet TERRA SW Twin H
Changes and errors excepted.